

# Entune Audio Head Unit Software Update (Fujitsu Ten)

**Service Category** Audio/Visual/Telematics

**Section** Audio/Video

**Market** USA

Toyota Supports  
 ASE Certification 

## Applicability

YEAR(S)	MODEL(S)	ADDITIONAL INFORMATION
2014 – 2015	Camry, Camry HV, Corolla, RAV4	

### REVISION NOTICE

#### December 16, 2014 Rev2:

- Applicability has been updated to include 2015 model year applicable vehicles.
- The entire bulletin has been updated.

#### July 31, 2014 Rev1:

- Applicability has been updated to include 2014 model year Camry, Camry HV, and RAV4 vehicles.
- The entire bulletin has been updated.

**Any previous printed versions of this bulletin should be discarded.**

## Introduction

Some 2014 model year Corolla vehicles equipped with Entune™ Audio (version BU.26.42) or Entune™ Premium Audio (version AU.26.61) may exhibit one or more of the following conditions:

- *Apps* screen displays after re-route (Entune™ Premium Audio only)
- Voice command system freezes during phonebook transfer
- Voice command system freezes when radio is in XM mode
- Bluetooth® is inoperative while using *Apps*
- Sent SMS message continually appears on display audio for BlackBerry® devices (Q10 & Z10)

## Entune Audio Head Unit Software Update (Fujitsu Ten)

---

### Introduction (Continued)

Some 2014 model year Corolla and RAV4 vehicles equipped with Entune™ Audio (version BU.30.05 & BU.30.25), Entune™ Audio Plus (version DU.35.08), or Entune™ Premium Audio (version AU.30.08 & AU.35.05) may exhibit one or more of the following conditions:

- Voice command system freezes when voice command is used right after ignition is ON (Entune™ Premium Audio only)
- Entune™ function is inoperative (Entune™ Premium Audio only)
- Cover art does not match with HD Radio™ music playing (Entune™ Premium Audio only)
- Music cannot be selected via voice command system (Entune™ Premium Audio only) when a device has more than 15,000 songs
- XM preset channels are removed (Entune™ Premium Audio only)
- Radio freezes after inputting a certain address in navigation destination (Entune™ Premium Audio only)
- Bluetooth® connection is dropped
- Phonebook does not transfer
- Browse button does not appear in Bluetooth® Audio
- Bluetooth® connected device cannot be changed
- Voice command system is inoperative after deleting all contacts
- Connected Bluetooth® device cannot be deleted
- User setting is deleted

Some 2014 model year vehicles equipped with Entune™ Audio (version BU.30.18, BU.30.27, BU.30.21, BU.30.31), Entune™ Audio Plus (version DU.35.16), or Entune™ Premium Audio (version AU.30.26, AU.30.51, AU.36.66, AU.35.16, AU.35.17) may exhibit one or more of the following conditions:

- Cover art does not change when changing songs on Bluetooth® Audio (Entune™ Audio, Entune™ Premium Audio only)
- Audio automatically becomes “Audio off,” disconnects Bluetooth® automatically, or won’t automatically play
- Bluetooth® Audio volume fluctuates or goes back to default setting or becomes louder for an instant
- Won’t display Playlist in browse properly
- Won’t recognize the music title in iPod™

## Entune Audio Head Unit Software Update (Fujitsu Ten)

---

### Introduction (Continued)

- No sound on iPod™ Video while time count on the video is progressing correctly
- Could not playback CD
- A loading screen continues being displayed at the time
- Continuously reboots
- Radio screen changes to an arbitrary rear camera screen while driving
- Added App is not added at end of the Apps list
- Mandatory update pop-up appears after Bluetooth® is disconnected
- Unit freezes or no response when using voice command
- Buttons and radio screen related to Phone and Apps won't respond
- Voice command shuts down in the middle or no guidance at all
- Voice command initialization not completed or takes long time to complete initializing
- Music Voice Recognition is not available (Entune™ Audio, Entune™ Premium Audio only)
- Won't display email or text message properly (no body text, no line break, shows the same message twice)
- Incoming email or text message shown after email has already been viewed in Messages screen
- "Text to speech" readout doesn't work or slow response, and volume does not change
- Old email or text message is included in new contents when incoming mail message is read aloud
- Audio system sound does not MUTE during email reading aloud
- Weather map will not open, only beeps
- There is no car cursor on the simple map traffic screen
- Won't display Phone call list properly
- Won't go to Map screen or no map on Home screen (Entune™ Premium Audio only)
- Navigation re-route pop-up comes up continuously (Entune™ Premium Audio only)
- No map is displayed with new vehicles (Entune™ Premium Audio only)
- "I" button is displayed when navigation route guidance is not used (Entune™ Premium Audio only)
- Radio screen goes blank or freezes occasionally while using navigation function (Entune™ Premium Audio only)

## Entune Audio Head Unit Software Update (Fujitsu Ten)

---

### Introduction (Continued)

- One Shot Address Entry doesn't work sometimes (Entune™ Premium Audio only)
- Unit freezes when searching route to home memorized in preset memory (Entune™ Premium Audio only)
- When certain destination/route is set, estimated arrival time shows blank (Entune™ Premium Audio only)
- Cannot delete characters in POI search (Entune™ Premium Audio only)
- Shows *"Would you like to set this destination on the freeway"* even when destination is not on freeway (Entune™ Premium Audio only)
- HD Traffic™ does not display (Entune™ Audio Plus only)

Some 2014 model year vehicles equipped with Entune™ Audio Plus (version DU.70.09) or Entune™ Premium Audio (version AU.70.09) may exhibit one or more of the following conditions:

- A ringtone does not sound when phone call is received during route guidance (Entune™ Premium Audio only)
- Voice command was cancelled unexpectedly (Entune™ Audio Plus, Entune™ Premium Audio only)
- "Yes" button is grayed out in the Bluetooth® Call Confirm screen (Entune™ Audio Plus, Entune™ Premium Audio only)
- Connected phone does not show as connected (Entune™ Audio Plus, Entune™ Premium Audio only)
- "Connecting" message for text message does not go away when phone is already connected (Entune™ Audio Plus, Entune™ Premium Audio only)
- Cache radio is rewound by itself after voice command usage (Entune™ Premium Audio only)
- Touch screen button is unresponsive on Entune™ caution screen (Entune™ Audio Plus, Entune™ Premium Audio only)
- Some text messages are not displayed on the screen (Entune™ Audio Plus, Entune™ Premium Audio only)
- In Home screen, full screen of Entune™ audio app is not shown (Entune™ Audio Plus, Entune™ Premium Audio only)
- Radio takes time to read out messages after *"Show my message"* voice command is recognized
- Voice command cannot be recognized during map route guidance (Entune™ Premium Audio only)
- Incorrect destination is set when voice command is used (Entune™ Premium Audio only)

## Entune Audio Head Unit Software Update (Fujitsu Ten)

---

### Introduction (Continued)

- Some audio sources are not displayed when voice command is used (Entune™ Audio Plus, Entune™ Premium Audio only)
- Weather of some cities is not displayed when voice command is used (Entune™ Audio Plus, Entune™ Premium Audio only)
- Voice command for music is not recognized (Entune™ Audio Plus, Entune™ Premium Audio only)
- Some Playlists cannot be chosen when voice command is used (Entune™ Audio Plus, Entune™ Premium Audio only)
- Radio freezes when voice command is used (Entune™ Audio Plus, Entune™ Premium Audio only)
- Blank radio presets are not skipped with steering wheel switch (Entune™ Audio Plus, Entune™ Premium Audio only)
- Destination cannot be set (Entune™ Premium Audio only)
- Distance to traffic incident is shown incorrectly (Entune™ Premium Audio only)
- Intersection map is not displayed (Entune™ Premium Audio only)
- Traffic incident icon is not displayed (Entune™ Premium Audio only)
- Radio freezes with navigation operation (Entune™ Premium Audio only)
- Touch screen becomes unresponsive after setting destination nearby and pop-up screen of “*You are nearby*” is displayed (Entune™ Premium Audio only)
- Arrival time shows incorrectly after destination is set (Entune™ Premium Audio only)
- Radio reboots with navigation operation (Entune™ Premium Audio only)
- Along My Route POI search does not show any results (Entune™ Premium Audio only)
- Traffic information icon is not displayed after returning from future time prediction to current time (Entune™ Premium Audio only)
- Traffic event icon disappears after going to traffic forecast (Entune™ Premium Audio only)
- Traffic information is not displayed (Entune™ Premium Audio only)
- Doppler traffic is not displayed after removing map SD card and reinserting it (Entune™ Premium Audio only)
- Traffic event does not display intermittently (Entune™ Premium Audio only)
- HD Traffic™ does not display at times (Entune™ Premium Audio only)

## Entune Audio Head Unit Software Update (Fujitsu Ten)

---

### Introduction (Continued)

Some 2014 – 2015 model year vehicles equipped with Entune™ Audio (version BU.70.06), Entune™ Audio Plus (version DU.70.26), or Entune™ Premium Audio (version AU.70.28) may exhibit one or more of the following conditions:

- A part of music information of the whole album is not displayed when album art is pressed
- Revised Quick Reply message goes back to default after key cycle
- Device names in Bluetooth® setup screen are grayed out
- Bluetooth® is disconnected and does not reconnect automatically
- Pronunciation of French name streets is incorrect
- HD Traffic™ does not display
- Voice command cannot be used and keeps saying “*voice recognition initializing*” (Entune™ Premium Audio only)

Some 2014 – 2015 model year vehicles equipped with Entune™ Audio (version BU.38.11 or BU.70.25), Entune™ Audio Plus (version DU.70.31), or Entune™ Premium Audio (AU.70.33 or AU.38.32) may exhibit one or more of the following conditions:

- Voice command cannot be used and keeps saying “*voice recognition initializing*” (Entune™ Audio Plus only)
- Browse button is not displayed on Bluetooth® Audio screen
- Radio freezes during phonebook transfer

Updated system software is now available to address these conditions. Follow the repair procedure in this bulletin to install the latest software version.

### Production Change Information

This bulletin applies to:

- 2014 Camry and Camry HV vehicles equipped with Entune™ Audio and Entune™ Premium Audio System produced **AFTER** the Production Change Effective VINs shown below.

MODEL	PLANT	PRODUCTION CHANGE EFFECTIVE VIN
Camry	TMMK	4T1BF1FK#EU352836
		4T1BF1FK#EU772337
		4T1BK1FK#EU025425
		4T1BK1FK#EU543812
	SIA	4T4BF1FK#ER373319
Camry HV	TMMK	4T1BD1FK#EU110949

## Entune Audio Head Unit Software Update (Fujitsu Ten)

### Production Change Information (Continued)

- 2015 Camry and Camry HV vehicles equipped with Entune™ Audio and Entune™ Premium Audio System
- 2014 – 2015 Corolla vehicles equipped with Entune™ Audio and Entune™ Premium Audio System.
- All 2014 – 2015 RAV4 vehicles.

### Warranty Information

OP CODE	DESCRIPTION	MODEL	TIME	OFF	T1	T2
EL1317	Software Update	Camry Camry HV	0.3	86140-06190 86140-06390 86804-06100 86804-06110 86804-06140 86804-06160	87	74
		Corolla		86140-02050 86804-02020		
		RAV4		86140-0R090 86140-0R100 86140-42190 86140-42200 86804-0R010 86804-0R020 86804-42090		

#### APPLICABLE WARRANTY

- This repair is covered under the Toyota Basic Warranty. This warranty is in effect for 36 months or 36,000 miles, whichever occurs first, from the vehicle's in-service date.
- Warranty application is limited to occurrence of the specified condition described in this bulletin.

## Entune Audio Head Unit Software Update (Fujitsu Ten)

### Required Tools & Equipment

SPECIAL SERVICE TOOLS (SST)	PART NUMBER	HEAD UNIT	MODEL	APPLICABLE FILE ON USB DRIVE	QTY
USB Drive Firmware Update - Fujitsu Ten*	<a href="#">01031-FJTSU-14B</a>	Entune™ Audio	2014 Camry, Camry HV	<a href="#">13TBDANA-CA01_7026.zip</a>	1
			2014 – 2015 Corolla, RAV4		
		Entune™ Audio Plus	2015 Camry, Camry HV	<a href="#">13TBDANA-CA02_3844.zip</a>	1
			2014 – 2015 RAV4	<a href="#">13TDDANA-CA01_7034.zip</a>	1
		Entune™ Premium Audio	2014 Camry, Camry HV	<a href="#">13TDANNA-CA02_7034.zip</a>	1
			2014 – 2015 Corolla		
			2014 – 2015 RAV4	<a href="#">13TDANNA-CA03_7034.zip</a>	1
			2015 Camry, Camry HV	<a href="#">13TDANNA-CA04_3844.zip</a>	1

\* Essential SST.

#### MULTIMEDIA SOFTWARE FILE DOWNLOAD

The Multimedia software update file may also be downloaded directly from this Service Bulletin by clicking on the file name in the table above. The file may be saved directly to a commonly-available blank USB flash drive.

For USB flash drive requirements and download instructions:  
Refer to the Technical Information System (TIS): *Diagnostics – Calibrations – Reference Documents* – [“Multimedia Software Download Instructions”](#)

#### NOTE

Additional SSTs may be ordered by calling 1-800-933-8335.



## Entune Audio Head Unit Software Update (Fujitsu Ten)

### Software Update

1. Confirm the audio system type by checking the Panel ID printed above the top-right or bottom-right of the display.

**Figure 1. Corolla**



**Figure 2. Camry, RAV4, Camry HV**



### Panel ID Information

MODEL	MODEL YEAR	ENTUNE™ AUDIO	ENTUNE™ AUDIO PLUS	ENTUNE™ PREMIUM
Camry Camry HV	2014	100201	N/A	100202 100203
	2015	100366	N/A	100367 100368
Corolla	2014 – 2015	100149	N/A	100150
RAV4		100327 100328	100325 100326	100319 100324 100459

2. Insert the USB Drive SST into the vehicle USB port.
3. Start the engine.

## Entune Audio Head Unit Software Update (Fujitsu Ten)

---

### Software Update (Continued)

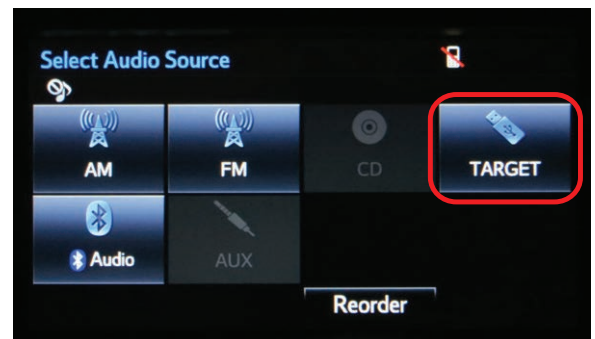
4. Wait for the *Select Audio Source* screen to be displayed.

Figure 3.



5. Wait until the USB source icon highlights and displays the USB name with the icon.

Figure 4.



## Entune Audio Head Unit Software Update (Fujitsu Ten)

### Software Update (Continued)

6. Go to the *Setup* screen.

A. For Entune™ Audio.

Press the *SETUP* button on the panel.

**Figure 5.**



<b>1</b>	<b>Corolla</b>
<b>2</b>	<b>RAV4</b>

<b>3</b>	<b>Camry, Camry HV</b>
----------	------------------------

B. For Entune™ Audio Plus / Entune™ Premium Audio:

(1) Press the *APPS* button on the left of the panel.

**Figure 6. Camry, Corolla, RAV4**

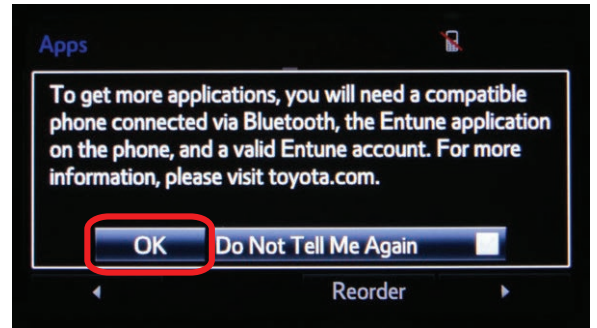


## Entune Audio Head Unit Software Update (Fujitsu Ten)

### Software Update (Continued)

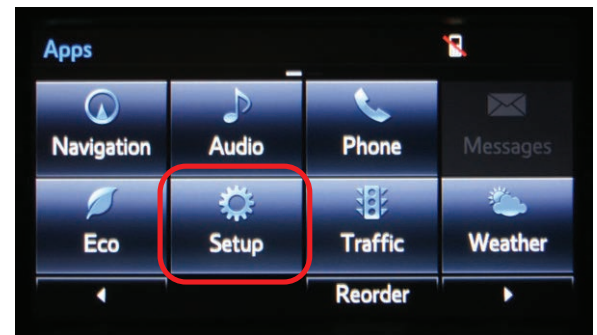
**NOTE**  
If Entune pop-up displays, select **OK**.

Figure 7.



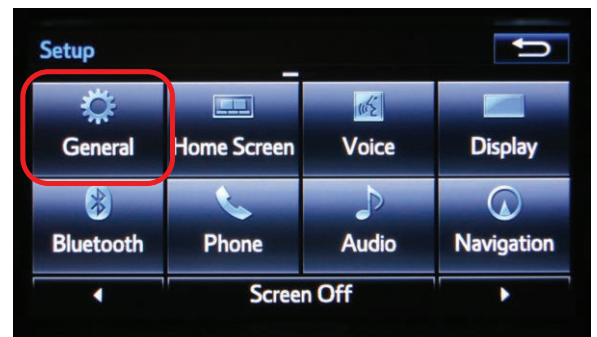
(2) Select *Setup* on the *Apps* screen.

Figure 8.



7. Select *General* on the *Setup* screen.

Figure 9.



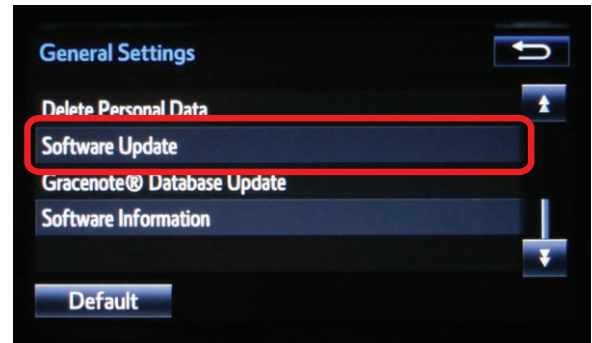
## Entune Audio Head Unit Software Update (Fujitsu Ten)

### Software Update (Continued)

8. Select *Software Update* from the list on the *General Settings* screen.

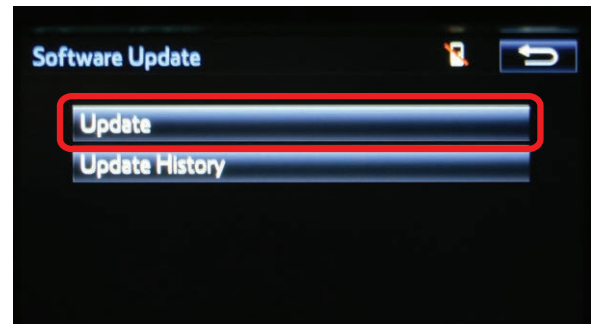
**HINT**  
 Scroll down the list until *Software Update* is displayed.

Figure 10.



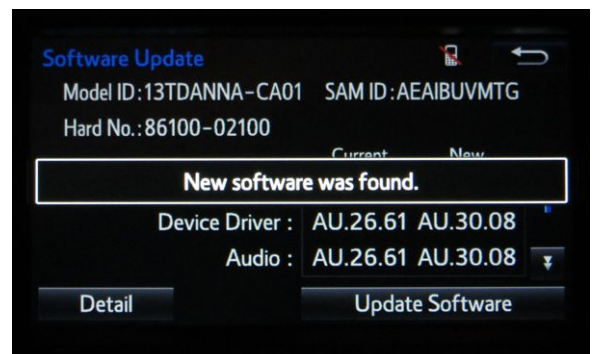
9. Select *Update* on the *Software Update* screen.

Figure 11.



**NOTE**  
 If software has been detected properly, a "New software was found." pop-up will be displayed.

Figure 12.



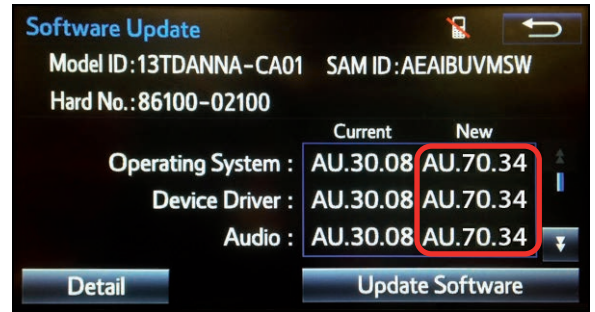
## Entune Audio Head Unit Software Update (Fujitsu Ten)

### Software Update (Continued)

- Verify that the new software is up-to-date on the *Software Update* screen.

**NOTE**  
*Update Software* is enabled only if there is an update newer than the current software.

Figure 13.



### Software Version Information

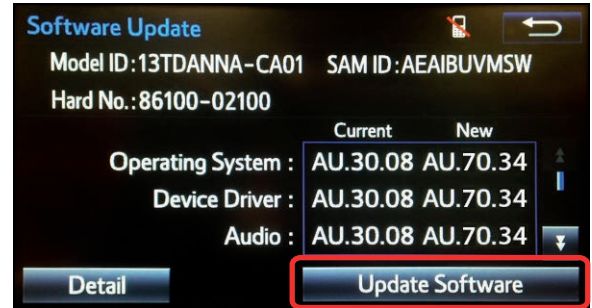
Type	Entune™ Audio			Entune™ Audio Plus		Entune™ Premium Audio		
	Current Version	New Version		Current Version	New Version	Current Version	New Version	
		2014 Camry, Camry HV, 2014-2015 Corolla, RAV4	2015 Camry, Camry HV				2014 Camry, Camry HV, 2014-2015 Corolla, RAV4	2015 Camry, Camry HV
Operating System	BU.26.42 BU.30.05 BU.30.18 BU.30.27 BU.30.21 BU.30.31 BU.38.31 BU.70.06 BU.70.25	BU.70.26	–	DU.35.08 DU.35.16 DU.35.17 DU.70.09 DU.70.11 DU.70.26 DU.70.31	DU.70.34	AU.26.61 AU.30.08 AU.30.26	AU.70.34	AU.38.44
Device Driver		BU.70.26	–		DU.70.34	AU.30.51 AU.35.05 AU.35.16	AU.70.34	AU.38.44
Audio		BU.70.26	BU.38.44		DU.70.34	AU.35.17 AU.35.53 AU.35.66	AU.70.34	AU.38.44
Navigation		–	–		–	AU.38.32 AU.70.09 AU.70.11 AU.70.28	AU.70.34	AU.38.44
Bluetooth®		BU.70.26	BU.38.44		DU.70.34	AU.70.11 AU.70.28 AU.70.33	AU.70.34	AU.38.44
GUI		BU.70.26	BU.38.44		DU.70.34	–	–	–
Middle Ware		BU.70.26	BU.38.44		DU.70.34	–	–	–
Kernel		BU.70.26	BU.38.44		DU.70.34	–	–	–
Voice Recognition		BU.70.26	BU.38.44		DU.70.34	–	–	–

## Entune Audio Head Unit Software Update (Fujitsu Ten)

### Software Update (Continued)

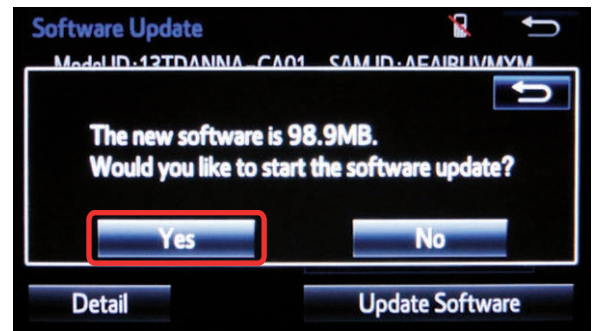
11. Select *Update Software* on the *Software Update* screen.

Figure 14.



12. Select *Yes* on the "Would you like to start the software update?" pop-up.

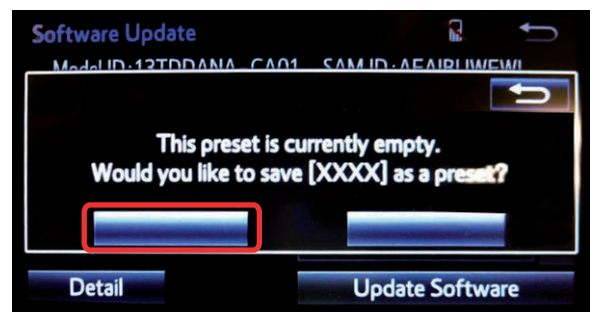
Figure 15.



**NOTE**

Entune™ Audio Plus only:  
 Select left box on the "This preset is currently empty. Would you like to save [XXXX] as a preset?" pop-up.

Figure 16.



## Entune Audio Head Unit Software Update (Fujitsu Ten)

---

### Software Update (Continued)

- The unit begins installation.

**NOTE**

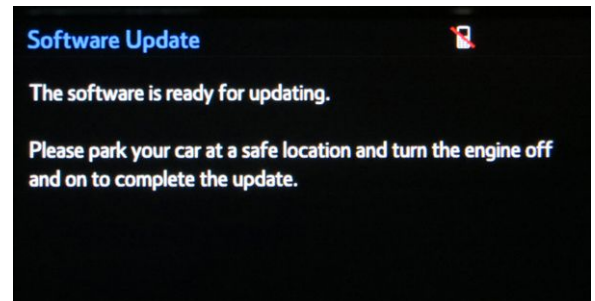
Do NOT turn off ACC before the software is ready for updating.

Figure 17.



- When “*The software is ready for updating.*” displays, cycle the ignition OFF and wait for 30 seconds. Then cycle the ignition ON again.

Figure 18.

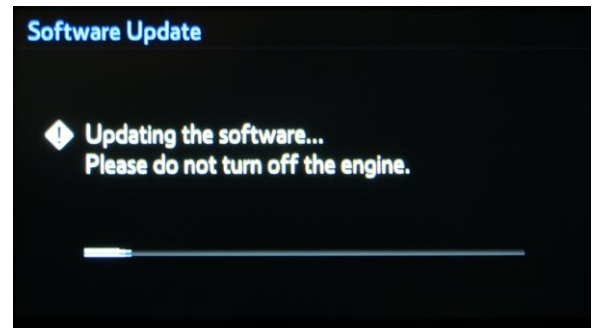


- Wait for the audio system to finish the software update.

**NOTICE**

Do NOT turn off ACC before the next Toyota logo screen displays.

Figure 19.





## Entune Audio Head Unit Software Update (Fujitsu Ten)

---

### Software Update (Continued)

16. When the Toyota logo screen is displayed, the update is finished.

Figure 20.



17. Remove the USB Drive SST from the vehicle USB port.

## Entune Audio Head Unit Software Update (Fujitsu Ten)

### Software Version Confirmation

1. Wait for the *Select Audio Source* screen to be displayed.

Figure 21.



2. Perform steps 6 – 9 of the Software Update procedure to re-enter the *Software Update* screen.
3. Verify that the software information is updated on the Software Update screen.

### New Software Version Information

Type	Entune™ Audio			Entune™ Audio Plus		Entune™ Premium Audio		
	Current Version		New Version	Current Version	New Version	Current Version		New Version
	2014 Camry, Camry HV, 2014–2015 Corolla, RAV4	2015 Camry, Camry HV				2014 Camry, Camry HV, 2014–2015 Corolla, RAV4	2015 Camry, Camry HV	
Operating System	BU.70.26	–	–	DU.70.34	–	AU.70.34	AU.38.44	–
Device Driver	BU.70.26	–	–	DU.70.34	–	AU.70.34	AU.38.44	–
Audio	BU.70.26	BU.38.44	–	DU.70.34	–	AU.70.34	AU.38.44	–
Navigation	–	–	–	–	–	AU.70.34	AU.38.44	–
Bluetooth®	BU.70.26	BU.38.44	–	DU.70.34	–	AU.70.34	AU.38.44	–
GUI	BU.70.26	BU.38.44	–	DU.70.34	–	AU.70.34	AU.38.44	–
Middle Ware	BU.70.26	BU.38.44	–	DU.70.34	–	AU.70.34	AU.38.44	–
Kernel	BU.70.26	BU.38.44	–	DU.70.34	–	AU.70.34	AU.38.44	–
Voice Recognition	BU.70.26	BU.38.44	–	DU.70.34	–	AU.70.34	AU.38.44	–